

Simple, Straight Forward Ergonomics and Functionality



chairs pictured from left to right: 3080-X1-CF-A30-M11, 3065-X1-SF-A30-M12-L44, 3065-X1-CF-A30-475, 3085-X1-BF-A30-M11

Standard Features



Die Cast Aluminum Base



Integrated Seat Slider



75mm HD Casters



Waterfall Front Seat Edge

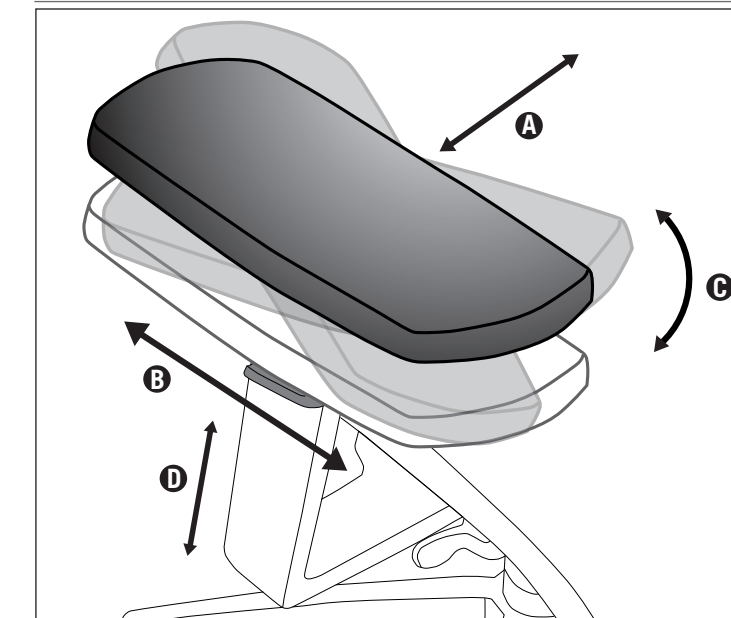
Adjustable Headrest



Standard on Vesta Models 3080 & 3085.

Vesta's three way adjustable headrest is upholstered in mesh matching the back of the chair. Adjustments include height, depth and rotational pivot.

A30 Arm Adjustment



- A** *Width Adjustment*
Activate rear interior button to shift pad inward or outward. Allows adjustment to accommodate users of different size and stature.
- B** *Forward Depth Adjustment*
Activate forward interior button to move pad forward or backward. Allows adjustment to minimize contact with work surfaces.
- C** *Pivot Adjustment*
Pads rotate inward to provide support while typing or outward to open space in lap when performing tasks other than typing. Activated by gripping pads and pushing firmly inward or outward.
- D** *Height Adjustment*
Lever located at outer side of pad activated by pulling up with fingertips and moving freely to appropriate height.

Control Functions

X1



Advanced Synchro Tilt - 4 paddle

- A** *Pneumatic Lift*
Seat height adjustment
- B** *Tilt Tension Control Lever*
Adjust for firm or soft recline
- C** *Back Angle Adjustment Lever*
Adjusts back angle for individual user. Choose from thirteen locking positions or free float
- D** *Forward Tilt Adjustment*
Adjust seat angle independent of back. Forward tilt offers ergonomically correct tasking posture
- E** *Integrated Seat Slider*
Adjust seat depth in 2.5" range to accommodate individual user

.vesta



Features

- Vesta's ergonomic design fits well in all managerial and executive applications.
- High quality woven mesh on both seat and back molds to every user's body providing tailored support.
- Models 3065 & 3085 feature high resilient molded foam seat upholstered in fabric or leather.
- Available with A30 aluminum four way adjustable arms which offer highest degree of ergonomic adjustment. Arms are height adjustable. The A30 pads swivel, pivot forward & rearward and shift inward or outward for width adjustment.
- High-back models 3080 & 3085 feature a three way adjustable headrest which rotates up or down and provides height & depth adjustment.
- Vesta's integrated seat slider is a standard feature and provides 2.5" of seat depth adjustment. The side mounted location provides the user easy access to the activation lever.
- Synchro tilt control features a 2:1 back to seat tilt ratio. Control features thirteen position multi-lock with built in safety lock return. Also provides reduced rise of front seat edge when reclining.
- Waterfall seat front promotes great circulation and good health.
- Choose from over 1,000 textiles offered by Momentum, Designtex, Maharam, Knoll, CF Stinson and 9 to 5 Signature®. In the rare case we don't have what you're looking for we'll upholster your chair in any fabric provided to us!
- Lifetime warranty on all structural and mechanical components. Mesh, fabric and foam are warranted against wear through and deterioration for five years.
- Quick Ship! Vesta ships in 48 hours in all mesh colors, grade A fabrics and a wide selection of leathers. Fabric grades B and higher ship in as few as five business days.



2029 E. Cashdan Street
 Rancho Dominguez, CA 90220
 Phone: 800-872-9787
 Fax: 866-200-0782
 sales@9to5seating.com
 www.9to5seating.com

Statement of Line

Vesta Mid-Back 3060/3065



Overall Width	27.5	Seat Height	17.0 - 22.0
Overall Depth	24.0	Back Width	19.5
Overall Height	42.0 - 47.0	Back Height	23.5
Seat Width	20.0	COM	1.0 yds (3065)
Seat Depth	17.5 - 20.0	Weight	55.2 lbs

Vesta High-Back 3080/3085



Overall Width	27.5	Seat Height	17.0 - 22.0
Overall Depth	24.0	Back Width	19.5
Overall Height	50.5 - 55.5	Back Height	23.5
Seat Width	20.0	COM	1.0 yds (3085)
Seat Depth	17.5 - 20.0	Weight	59.0 lbs

Frame Finishes

CF - Chrome Frame



BF - Black Frame




SF - Silver Frame




Mesh Options



Black - M11



Gray - M12



Silver - M13

Leather Options

L3




BLACK - L31

L4



SANDSTONE - L40



MOCHA - L41



TAUPE - L42



SADDLE - L43



BROWN - L32



GRAY - L44



NAVY - L45



GREEN - L46



BURGUNDY - L47